














# Short-term forecast

## Station averages

|        | <br>°F | <br>% | <br>inHg | <br>mph | <br>in/h | <br>°F |
|--------|---|--|---|---|---|---|
| 18 Aug | 0.0 / 0.0   |  | 0.00  | 0.0   |   | 0.0 / 0.0   |
| 19 Aug | 0.0 / 0.0   |  | 0.00  | 0.0   |   | 0.0 / 0.0   |
| 20 Aug | 0.0 / 0.0   |  | 0.00  | 0.0   |   | 0.0 / 0.0   |
| 21 Aug | 0.0 / 0.0   |  | 0.00  | 0.0   |   | 0.0 / 0.0   |
| 22 Aug | 0.0 / 0.0   |  | 0.00  | 0.0   |   | 0.0 / 0.0   |
| 23 Aug | 0.0 / 0.0   |  | 0.00  | 0.0   |   | 0.0 / 0.0   |
| 24 Aug | 0.0 / 0.0   |  | 0.00  | 0.0   |   | 0.0 / 0.0   |
| 25 Aug | 0.0 / 0.0   |  | 0.00  | 0.0   |   | 0.0 / 0.0   |
| 26 Aug | 0.0 / 0.0   |  | 0.00  | 0.0   |   | 0.0 / 0.0   |

## Station extremes

|        |  °F |  % |  inHg |  mph |  mph |  in/h |  °F |
|--------|--|---|--|---|---|--|--|
| 18 Aug | -  | -   | -  | -   | -   | -  | -  |
|        | -  | -   | -  | -   | -   | -  | -  |
| 19 Aug | -  | -   | -  | -   | -   | -  | -  |
|        | -  | -   | -  | -   | -   | -  | -  |
| 20 Aug | -  | -   | -  | -   | -   | -  | -  |
|        | -  | -   | -  | -   | -   | -  | -  |
| 21 Aug | -  | -   | -  | -   | -   | -  | -  |
|        | -  | -   | -  | -   | -   | -  | -  |
| 22 Aug | -  | -   | -  | -   | -   | -  | -  |
|        | -  | -   | -  | -   | -   | -  | -  |
| 23 Aug | -  | -   | -  | -   | -   | -  | -  |
|        | -  | -   | -  | -   | -   | -  | -  |
| 24 Aug | -  | -   | -  | -   | -   | -  | -  |
|        | -  | -   | -  | -   | -   | -  | -  |
| 25 Aug | -  | -   | -  | -   | -   | -  | -  |
|        | -  | -   | -  | -   | -   | -  | -  |
| 26 Aug | -  | -   | -  | -   | -   | -  | -  |
|        | -  | -   | -  | -   | -   | -  | -  |

# Almanac

